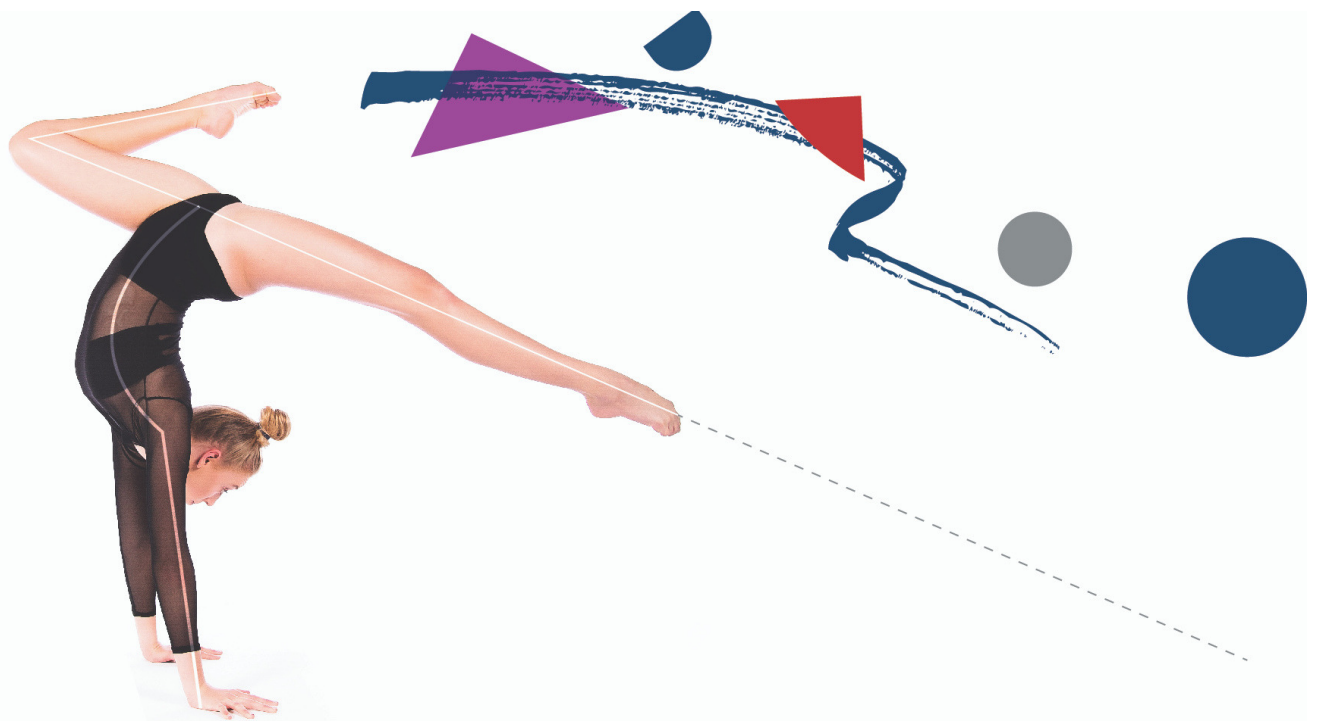





# ACRO PROGRAM MASTERCLASS:

Create The Right Acro Program  
That Will Get You Results

*Workshop #3: The Success Path*





# Your Acro Blueprint: The Success Path

Let's build on what we've already learned by going over the complete blueprint to start and grow your acro program. By the end of this lesson, you'll have so much clarity about how a successful acro program is structured, and you'll see how everything fits together.

Anytime you're trying to start and grow your acro program, it can be hard.

Because in the beginning, everything's new. Things like how and what to teach, when to teach it, and how to keep your students excited and motivated so that they'll keep registering.

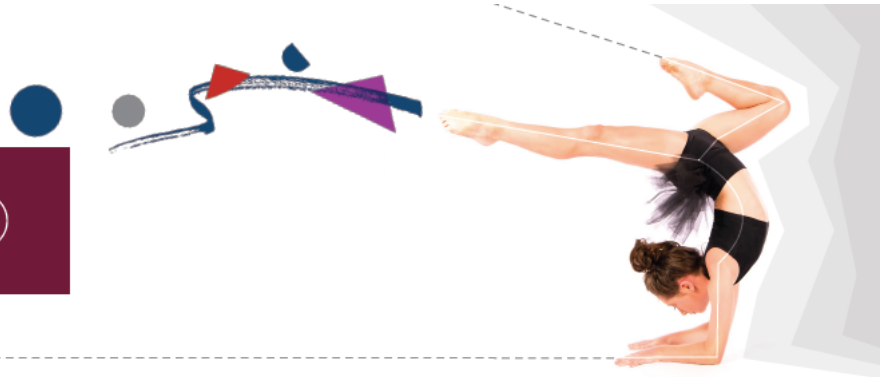
And then you need to know the role that each of these things play in creating a successful acro program. It's not easy.

On top of that, even if you have experience with a successful acro program already, you're always looking for the 80/20. You don't have time to waste, so you want to find the 20% that's going to produce 80% of the results.

That's why the Junior Success Path is going to save you a tonne of time and effort. This is the exact blueprint you need to start and grow your acro program.

*Let's Take a Look!*

# The JUNIOR Success Path



## JUNIOR ACRO

### SUCCESS PATH

#### GETTING STARTED

You are excited to get started and put plans in motion for your new acro program. You're wondering what you'll need to do to begin.

#### KNOWING YOUR NUMBERS

You are unclear about how much income you can make from acro as either a teacher or studio owner. You want clarity to see how much adding acro will further your career or studio.

#### CLASSROOM RULES

You know you want to have rules and structure in your acro classroom. You have expectations for respect and safety, and you want guidance on how to put these in place appropriately.

#### MANAGING RISK

You understand that having a good acro program involves having a risk management plan in place. You're not sure exactly what this means, but you do know that it's a necessity.

#### DEVELOPING YOUR JUNIORS

You're excited to have students that will get to learn the Junior work! You want to do a good job, be as efficient as possible, and motivate your students. You are wondering what you will teach them and in what order.

#### READY FOR INTERMEDIATE

You (or your teacher) have learned all of the Junior curriculum, understand how to teach and spot every trick, and understand the syllabus. You have students that have completed the Junior work and are ready to move on to Intermediate.

#### PHASES 1

##### YOUR FOCUS

- Learning about teacher to student ratio's.
- Student Uniforms.
- Learning how to group your classes, and how much time per week you'll need.
- Learning what equipment you'll need.
- Putting together your implementation class.
- Choosing your acro teacher (this may be you).

#### 2

##### YOUR FOCUS

- Knowing how much you will earn as an acro teacher, minus your expenses as a contractor.
- Knowing how much revenue you will earn as a studio owner, minus your expenses as a business owner.

#### 3

##### YOUR FOCUS

- Learning how to establish respect from your students and parents.
- Learning rules for safety.
- Learning hair and uniform recommendations for acro.

#### 4

##### YOUR FOCUS

- Putting in place policies and procedures for your acro program.
- Putting in place legal documents and waivers.
- Investigating insurance rules for contract teachers and studio owners.

#### 5


##### YOUR FOCUS

- Learning how to work in trick families.
- Learning the syllabus.
- Learning how to spot the Junior tricks.
- Implementing progress charts.

#### 6

##### YOUR FOCUS

- Having you (or your teacher) complete the home study for certification.
- Getting as many students ready as possible for Intermediate.
- Register for Intermediate certification.



# Remember The 80/20 Rule

Don't get caught up in all of the details all at once.

The 20% that will get you 80% of the results is from following the Success Path in order, and not trying to LEARN and IMPLEMENT everything all at once!

It may seem counter intuitive, but growing slowly and sensibly is the 20% that is going to get you 80% of your results!

